

**BHARATI VIDYAPEETH  
COLLEGE OF ARCHITECTURE  
NAVI MUMBAI**



Belpada Education Complex, Opp. Kharghar Railway Station, Sec. no. 7, Kharghar, Navi Mumbai

## EDITOR'S NOTE

Change is about the only constant thing in the world. Whether it's the good kind or the bad. But can you observe the process that goes behind this change? It is not very sharply noticed. But it does take place, granted over a period of time. It is a really slow process, in fact it's more like a vicious circle of life. This slow process is to us, like opposite poles of two magnets.

Confused? Consider for example, the need to seek shelter, one of man's most primary needs. Once upon a time, human beings used caves as shelters. Later on, we discovered various other habitats, and so our shelters changed and evolved taking on different shapes, and sizes.

Fast-forwarding to the present day, what does a shelter look like today? A recklessly conceptualized glass box that absorbs heat from all directions while consuming massive amounts of electricity in order to artificially pump ice cold air into our houses 24\*7. In other words, it's like shooting a person with a 9mm Walther PPK pistol and then removing the bullet, stitching the gap to save that person's life.

It's not just architecture, we can find the evidence of such catastrophes in the designs of our everyday life, too. In our day to day lifestyle we fail to recognize our essentials and moral principles. Our everyday lives have started to accumulate qualities such as greed, ego, superiority complexes that have resulted in the more flamboyant accessorizing of our everyday essentials. To the point that the very essentials are completely neglected. Jarring and blunt as they may be, as time moves on we have gradually desensitized ourselves to these changes.

But these gradual yet toxic changes could have disastrous outcomes, if we do not act on it. The line in between seeking architecture for the sake of people and architecture for the sake of the end user is definitely a very thin one. But that balance is the essence of our solution. Come to think of it, one could really use one more magnet to separate the unlike poles of these two magnets.

- Nandan Tike

## Editorial Team

Editor-in-Chief

**Nandan Tike**

Senior Editors

**Dhruvit Mehta**

**Aasavari Damle**

Deputy Editors

**Nidhi Joshi**

**Antariksh Patole**

**Arjita Gupta**

Co-Deputy Editors

**Sahil Rane**

**Aditi Mahajan**

**Manali Parab**

**Hamsika Iyer**

**Priyanka Surti**

Junior Editors

**Akanksha Chopra**

**Vidisha Jadhav**

**Vaibhavi Dave**

# EVENTS

## summer tours

### Manali and Chandigarh

Perched amidst snow clad Himalayan peaks and home to picturesque rivers, valleys and quaint cafes, students of 3rd year experienced the vernacular and pagoda style of housing.



### Garli, Himachal Pradesh

Garli is not just a heritage village, but a living museum showcasing variety of structures. 3rd years learned about the various architectural styles like Rajputana and Islamic with varied elements. They documented Navrang yatri nivas and Mohan nivas.



### Ahemdabad, Gujarat

Under the guidance of Ar. Abhijeet Chandel, observing vernacularism that has seeped in the houses of Ahmedabad, heritage structures were documented by the 2nd and 3rd years.



### Majuli Island, Assam

Majuli Island is a small part of Assam, but rich in culture. The temple complexes of the area, called Satra and the lifestyle of the local Mishing Tribe were documented by the students of 2nd year along with the houses of a silk weaving village near Guwhati.



### Kochi, Kerala

The culture of Kerala is concoction of passion, fervent faith, tradition and vibrant colours. Trade and fishing flow in the veins of Kerala. Documenting the streets of Fort Kochi, students of 2nd year came across a myriad collection of culture.



### Auroville, Tamil Nadu

It was a hands on workshop conducted by Ar. Shubha Mishra on Earth Architecture. Students of 4th year were taught to make cob arches, use wattle and daub techniques and explored the unique architectural style.



## workshops

### Visual Storytelling

A visual story telling workshop, conducted by Ar. Anuj Kale, who taught the students of 3rd and 4th year to portray stories and ideas through comics. The stories of Navi Mumbai were illustrated by them.



### Urbanscapes

Under the guidance of Ar. Sonam Ambe, the flora and fauna of Navi Mumbai was studied, and the mapping of the drainage flow from Parsik hill to the creek amidst the settlements was documented by students of 3rd and 4th year.



# EVENTS

## July

### 3rd and 4th

#### 'Predesign' Workshop

A workshop on 'Predesign' was conducted by Prof. Mandar Dhuri for the final year students in regards to their thesis projects.



### 6th

#### Lecture by Ar. Harshad Bhatia

Ar. Harshad Bhatia talked about his experience in mass housing, and explained in great depth about his work to the students of Fourth Year.



### 30th

#### First Year Orientation

The freshers and their parents were welcomed to our college by our Principal and other faculties.



## August

### 14th

#### ThinkShop

Students of Fourth Year were guided by Ar. Scott Knox to learn the art of critical thinking to put to use in their mass housing project.



### 15th

#### Independence Day

The college celebrated the 71st Independence Day with great enthusiasm. A few speakers were invited, who gave inspiring and motivating talks.



### 17th

#### Shegaon Site Visit

Ar. Smita Gupta helped the students of 3rd year understand and analyse the beautiful landscape and structural design of Anand sagar, Anand Vihar, Bhakt Nivas.



### 24th

#### Lecture by Ar. Akhtar Chauhan

A talk was delivered by Ar. Akhtar Chauhan on the "Quest for evolving Humane Habitats" for the 4th and 5th years. He talked about his works and the thought process behind them.



### 25th

#### Mumbai Heritage Walk

Walking through the images of bright lights and bustling lanes in company of Deepa Nandi, students of 2nd and 3rd year learned about Mumbai's rich culture of various styles of Architecture.



How often do you look yourself in the mirror and instead of seeing what's there, try to look beyond?

How often do you fail to recognise yourself because what you see isn't the reality that you believe in? For a place beyond your immediate surroundings, where chains aren't strong enough to hold, where your behaviour isn't made to fit in a mould?

And I realise that somewhere inside us, is a similar mechanism, where our souls always recognise the imminent arrival of beautiful times in our life, even if we can't unsee it. I find myself standing at this point because of a few events in my life, I realise that at the end the answer is rather a really simple one.

Follow your heart.  
And don't worry,  
You'll grow your wings the moment you release yourself into freedom.

-Vidisha Jadhav  
2nd yr

### "AUROVILLE"

A place so ethereal,  
of a lotus resemblance,  
with mother's grace,  
and Aurobindo's presence.

Revolving around the matri mandir,  
the banyan tree marked its centre,  
cycling your way through,  
new spaces you enter.

Wall house by Anupama Kundoo,  
Humanscapes by Suhasini Iyer,  
Savitri bhavan and Athithi griha,  
create an architectural layer.

Reading poems and singing songs,  
and having movie nights,  
every day ended,  
with these daily delights.

As the days went on,  
so many memories made,  
as we conclude,  
I wish for more days we stayed!

-Srishti Shetty  
4th yr

## HUMOUR IN CLASSROOM

Faculty to the first year student: Which scale have you used for the drawing?

Student : The steel scale lying behind.

Faculty: If you don't study well how will you go to the higher class?

Student: Are we not seating on the top floor?

Faculty: Your son doesn't work at all.

Parent: But yesterday only he was working for the entire night with lights under his glass table.

Faculty: Why is thesis called design dissert-ation?

Student: Because we are always lost in the dessert trying to find an oasis.

Faculty: Why your progressive marking is not showing any progress?

Student: Because I am trying to go back and understand from the beginning.

Faculty to first year student: Don't waste your time to sharpen, use a clutch pencil instead.

Student: But the graphics faculty has already clutched the clutch pencil and I am thinking 2B or not to be.

Faculty: What is Architecture?

Student: Ultimate liberation.....when you break free.....create and recreate.

Faculty: Oh....do and redo.

## HUMANS OF BVCOA

My journey in architecture has been a transition period in my life and as a student. Being an introvert doesn't help you in architecture, here you have to stand out as an individual. As the struggle went by, through semesters and events in life, I understood that architects have a different role in the society, we are the 'jack of all'.

The different perspectives from everyone gave me an insight of what you learn and how you learn, whether it is through Pinnacle, NASA competitions, college festivals, celebrations, even the kakas and most importantly the juries. The unity and teamwork we learn from it. Looking at my juniors now and realising a wholesome change in the atmosphere of what I have experienced, its saddening, where we have seen respect and appreciation, their criteria for an ideal senior are different.

**"They all have struggled, might be still, that's what they have chosen, but they are still breathing and standing, aren't they?"**



Having worked in NASA for 3 years I have been exposed to many things such as teamwork, a platform to showcase your work, the intensity, the level of detailing and analysis I learnt, is still fresh. The brief decoding, continuous nights, everything pays off, even if you lose, you still learn in the process and that's what matters

After nasa, coming into council was an another feel, your seniors working just to keep up the college, in the goods and bad I have seen them getting really tensed, been judged for their own opinions, blaming them for something that students didn't ask for, I realized something later on, you appreciate them if the decision goes your favour, but the same won't be if it's against you. In every events theres always this particular group of people who only come to college just to catch the return train, now you know what happens next, if you are interested in any college events, even just a seminar, these people put a tag on you as "highly social" for what? "Wasting" previous 1 or more hours of your life.

Whatever it is, for us "highly social" people, it made our college life not just a platform to learn and compete but also interact and explore. Now in the final year , I realised it's really something that you are gonna miss after graduating.

We came in as individuals, but will be together going as architects.

**- Jayalakshmi Nair**


**5TH YEAR**



## TIPS AND TRICKS

### PHOTOSHOP APPLICATION

#### CURVES

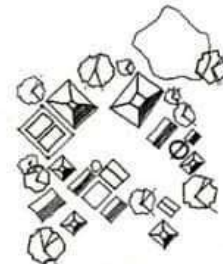
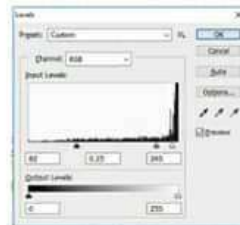
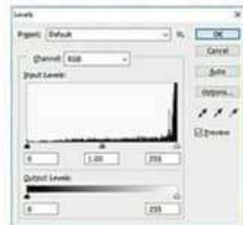
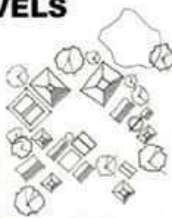


In the Curves adjustment, you adjust points throughout an image's tonal range.

Initially, the image's tonality is represented as a straight diagonal line on a graph. When adjusting an RGB image, the upper-right area of the graph represents the highlights and the lower-left area represents the shadows. As you add control points to the line and move them, the shape of the curve changes, reflecting your image adjustments. The steeper sections of the curve represent areas of higher contrast while flatter sections represent areas of lower contrast. **To apply this command, rasterize the image by right clicking on the layer in the layer list.**

**The shortcut is 'CTRL+M'**

#### LEVELS





You use the Levels adjustment to correct the tonal range and color balance of an image by adjusting intensity levels of image shadows, midtones, and highlights. **To apply this command, rasterize the image by right clicking on the layer in the layer list**

**The shortcut 'CTRL+L'**

### RENDERING AND SKETCHING TECHNIQUES

#### MARKER PENS



Apply horizontal strokes of grey at 45° for the stone texture on the wall without overlapping the edges of the strokes. Use a white pen to further enhance the texture. Try to complete the work in single strokes. Increase the strokes to show the intensity of shadow.

#### ISOGRAPH PENS



The best way to use a Rotring technical pen is to hold it at 90° so that the flow of the ink is the smoothest. These pens are amazing for sketching and do not blot the paper. The ink takes a longer time to dry unlike



## MOVIE OF THE MONTH - "MINIMALISM"

The documentary 'Minimalism' showcases lives of Joshua Fields Millburn and Ryan Nicodemus - 'The Minimalists' who altered their lives radically by clearing the fog of automatic habitual behaviour. The documentary highlights how advertisements have created a grotesque illusion of perfection and infiltrated the belief of what we need in the world to increase consumerism. People feel that possession of larger number of things brings them joy but they are only filling the void in their souls by temporary happiness. They are oblivious of the fact that this temporary elation will cause restlessness in near future as the number of bought goods will increase over a period of time and without them noticing, they will start spending more than they are earning.

For example, when a person buys a car for the first time, it serves a purpose- it brings genuine ecstasy to own that car. But when a person buys a second car, it is because they are no more happy and content with the first.

Minimalism focuses on the minimal possession of stuff i.e., one should only possess things that are genuinely required by them and still be content about it. It is about finding happiness in less and curbing the appetite for more things. As per a research, it was found that people use only 40% of their house. Then why do we rush after huge houses, bigger pay checks and grander lives which are unachievable altogether? One needs to live deliberately and create their own template of life. The Minimalists state that the secret to a happy life lies in less. Fewer expectations, less worry, less possession of things. Because all along, people have used others to achieve things that were futile. Things that faded with time. We must learn to love each other and use things because the opposite never works. And we've been doing the opposite all this time.

Minimalism is one of the crucial things that can be adopted in architecture. One can use minimal materials to create the most elegant yet simple looking structure. The result will be less consumption of materials and reduction in cost for constructing the structure. The beauty lies in small things and as Mies has rightly quoted- "Less is more".

- Vaibhavi Dave  
2nd yr

# Did you know?

## 1. The Building That Was Built From Top to Bottom

At Plaza de Colón in Madrid, Spain, there is a twin building that is known locally as "El Enchufe" or "The Plug" for it is said to resemble a giant electrical plug. Torres de Colón has been an icon of Madrid's skyline since it went up in 1976. It harbored great curiosity while it was being built, for Torres de Colón was built from top to bottom.

The first thing that rose was the two central pillars on concrete footings. Then the top-most floor was raised and hung with steel cables. The rest of the floors followed from top to bottom. Only the bottom three floors including the basements were built from bottom up. The glass facades are covered with maroon and green and the plug-like structure

was added later to the top.

The top-down construction methods provide significant savings in cost and time, as they allow the floors to be constructed at the basement level and hoisted to the top, rather than moving workers, construction material and equipment from floor to floor.

## 2. LEGO Used to Make Special Bricks for Architects

When Godtfred Kirk Christiansen, son of the LEGO founder, tried to make a Lego model of the house he was building, it didn't come out to scale, because Lego bricks have a 5:6 width-to-height ratio. This led to the creation of Modulex, a much smaller brick that was based on perfect cubes, in 1963. Unfortunately, the bricks were discontinued in the 1970s.

## 3. The "Sims" Was Originally Designed" as an Architecture Simulator

The Sims, which debuted in 2000, is one of the most popular video games around. But before it became a life simulator, the original concept had the game working more like SimCity: players would design a house, and autonomous characters would test the design's success.

## 4. The Empire State Building Generates More Revenue from its Observation Decks than from its 85 Floors of Office Space

The Empire State Building might be the most famous office landlord in the world, but it's the view from the 102-story skyscraper that's the real moneymaker. In 2013, the building's owner Empire State Realty Trust became a publicly-traded company, meaning that their quarterly and yearly earnings reports are a matter of public record. In 2014, while the building's two observation decks generated \$111 million (40% of total revenue), its office space leases netted just \$104 million (37% of total revenue).

